

# LESSON 3

## Warm-up

We're rolling now! You've entered over a dozen sketches in your drawing journal! Way to go! Let's keep this momentum growing...begin with 30 seconds of finger aerobics

Now a row of




15 foreshortened squares Ready...Go!



You might want to grab a glass of water for this lesson, to cool you down when you learn how to **shade**, you drawing animal!

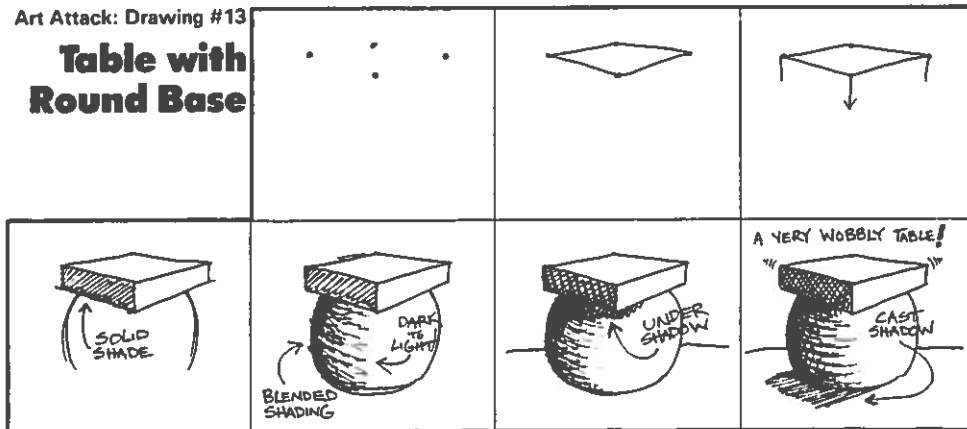
## Key Drawing Word: Shading

This is my favorite technique. With proper **shading**, you can make any drawing look three dimensional! **Shading** is the darkness you add to an object on the opposite side from the light source. Round shapes have "**blended shading**." The darkness blends from dark to light, defining the curve of the object. For flat objects, such as a box, "**dark shading**" is used. This is a solid tone from edge to edge, making the corner appear sharp and the box appear solid.



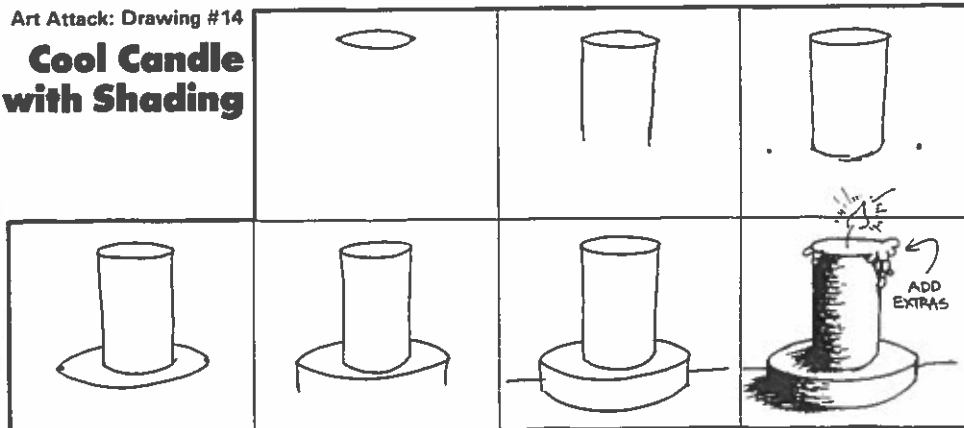
Art Attack: Drawing #13

## Table with Round Base

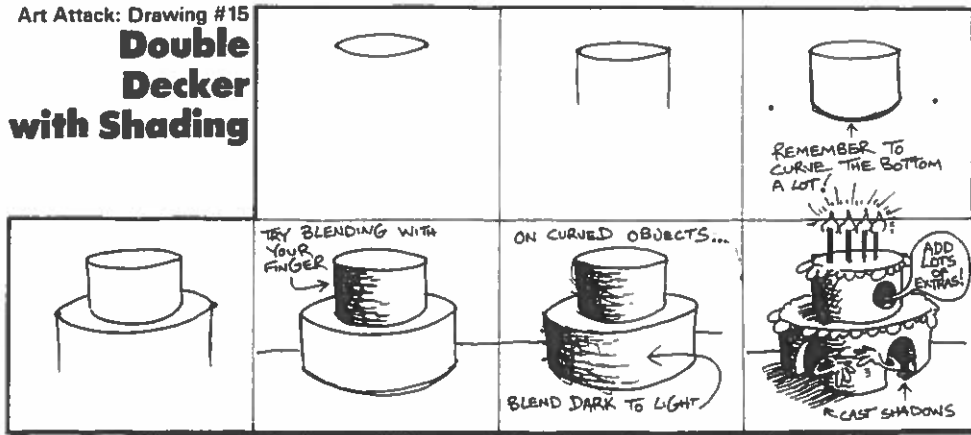


Art Attack: Drawing #14

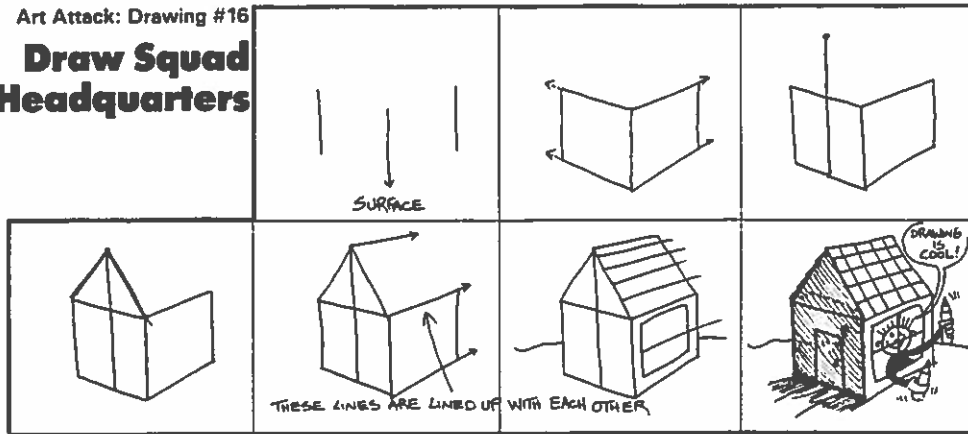
## Cool Candle with Shading




Art Attack: Drawing #15  
**Double Decker with Shading**



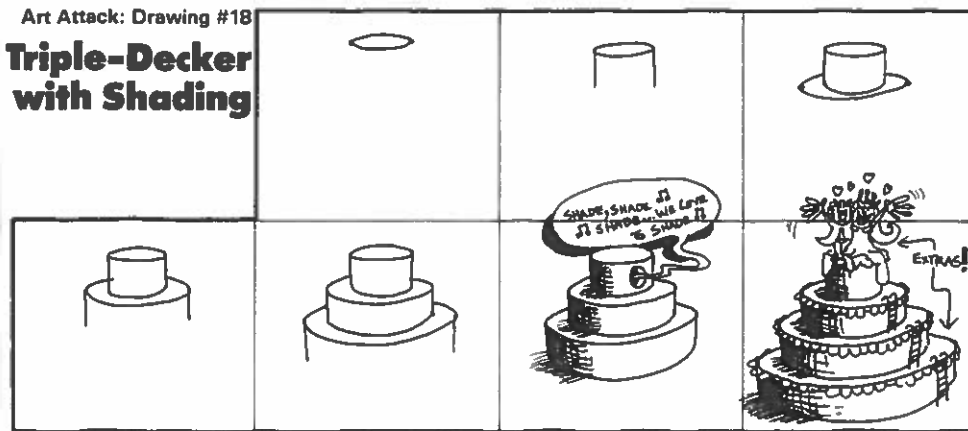
Art Attack: Drawing #16  
**Draw Squad Headquarters**










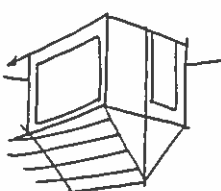
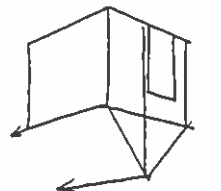
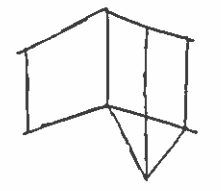

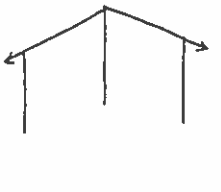

Art Attack: Drawing #17  
**Simple Flag**










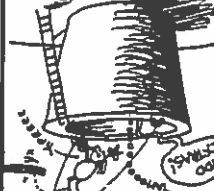
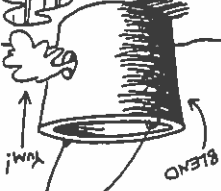

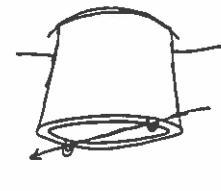
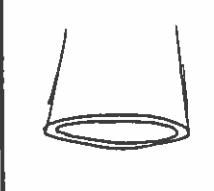
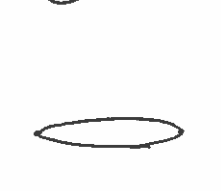

Art Attack: Drawing #18  
**Triple-Decker with Shading**



<p>Now try drawing a row of 15 rocks in the water using density as the rocks move away from you, draw them lighter with less detail—use density.</p>		 <p>...I WAS SURROUNDED BY GREAT BOUNCES...</p>	 <p>STRETCH THESE ROPPLES OUT</p>
			<p><b>Radical Rocks</b> Art Attack: Drawing #30</p>

			
		 <p>SURFACE</p>	<p><b>My Dream Vacation Villa</b> Art Attack: Drawing #29</p>

 <p>...OR OUR COOL CLUB NAME?</p>	 <p>YOUR NAME...</p>	 <p>PEAK-A-BOO LINES?</p>	 <p>RELAX! HAVE FUN WITH THIS ONE...IT'S OK TO DRAW WITH LOOSE, SKETCHY LINES.</p>
		 <p>THINK FRESHKORTENING!</p>	<p><b>Name Scroll</b> Art Attack: Drawing #28</p>

 <p>NO SPRINGS!</p>	 <p>YUM! BLEND</p>	 <p>SHAKE INSIDE CONTOUR LINE SHOWN</p>	
			<p><b>Pail of Frozen Yogurt</b> Art Attack: Drawing #27</p>