

LESSON 28

Warm-up

Many people ask me if I ever run out of ideas. I tell them, "No way, I'm a member of the Draw Squad!" Here's another fun warm-up idea for these adult Draw Squaders. After two minutes of Drawercize, take a blank sheet of paper from one of your sketchbooks. Draw your favorite character, preferably one you've invented yourself. Reduce it to an inch in height. Take this to your bank the next time you need to order checks. Request that your drawing be included on your checks next to your name and address. Putting your drawing on your checks will cost you extra money, but think of how many people you'll be touching with your art! The phone company, the power company, the stores where you shop... For the younger Draw Squaders, ask the bank to hang your drawings all over the walls!



Key Drawing Word: Advanced Size

SIZE: Try this experiment. Get a rectangular piece of cardboard and cut a rectangular hole in the middle of it. Ask two friends who are the same size to walk away from you as you look through the hole. What happens as they walk away? Now ask one to come closer to you and one to walk farther away. What happens? (Remember they are the same size). Try this with people walking in malls or on sidewalks. Look at buildings that are all the same size but some are near and others are farther away. What happens as you look through your cardboard? That is the lesson of **size**. Does bigger look closer or farther than smaller?

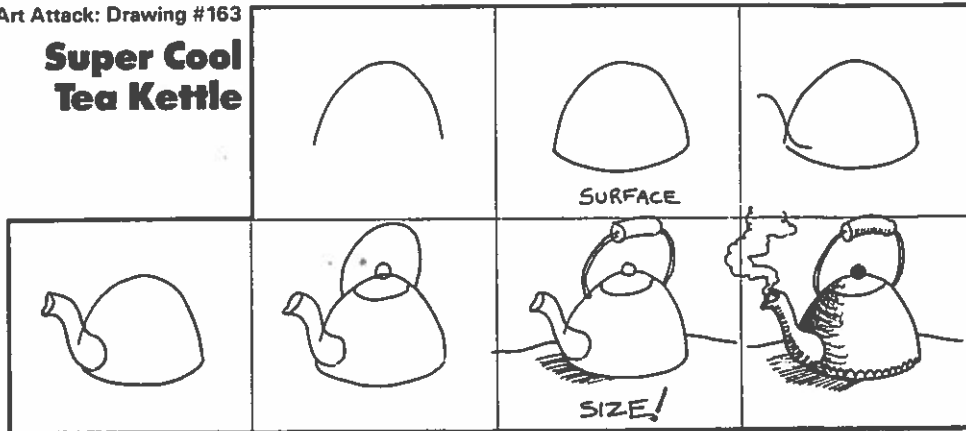
Amy "Art" Krichko, Art Teacher/West Germany



Create your own key word symbol for **size**

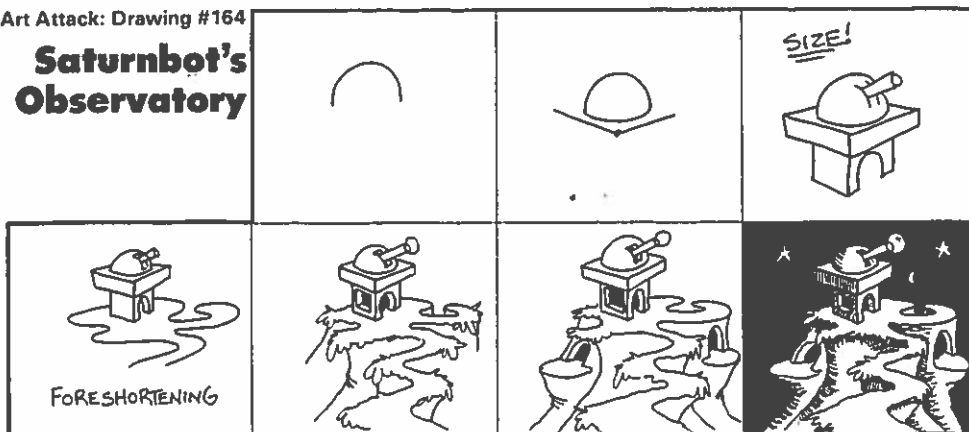
Art Attack: Drawing #163

Super Cool Tea Kettle



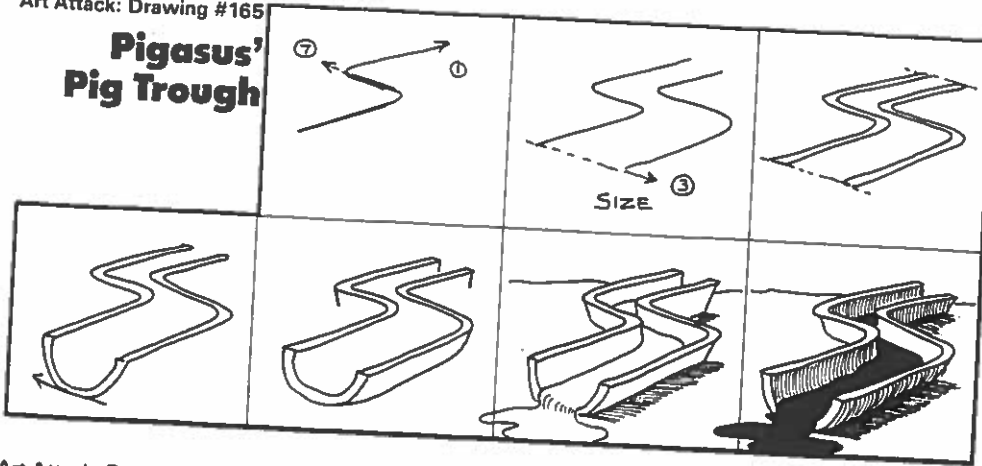
Art Attack: Drawing #164

Saturnbot's Observatory



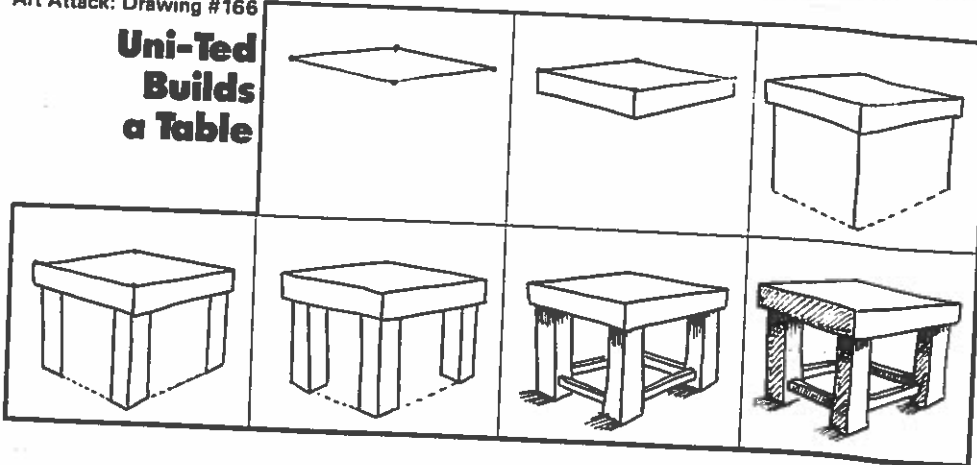
Art Attack: Drawing #165

Pigasus' Pig Trough



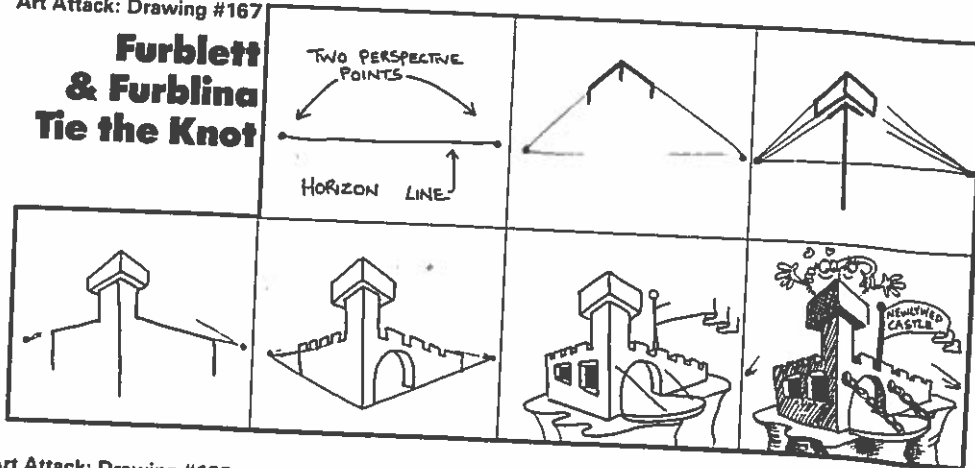
Art Attack: Drawing #166

Uni-Ted Builds a Table



Art Attack: Drawing #167

Furblett & Furblina Tie the Knot



Art Attack: Drawing #168

Salt & Pepper Shakers

