

LESSON 18

Warm-up

Jump into the shower fully clothed. Now run around hugging your family while singing joyfully. "It's drawing time. It's drawing time" (I often wonder how many students take me seriously and really participate with me in these warm-ups.) I don't really intend for you to run around dripping wet. I'm just trying to grab your attention through my "quick wit." Ha! I'm just trying to share my enthusiasm for drawing with you.

My students and friends (yes, I really do have a few friends who put up with my craziness) know how I bounce off the walls with ENERGY when I'm talking about drawing. I really love to draw and hope you're enjoying these lessons as much as I am. While we're chatting, let me share my dream goal with you. I visualize in 3-D everyday that one million students will mail in drawings to join the Draw Squad. Can you imagine the impact of a million members teaching their friends? Wow, we're talking a lot of creative thinking! Get your friends to mail in a drawing for a Draw Squad Club Card!



Key Drawing Word: Intermediate Size

SIZE: This is defined as the largeness or smallness of an object relative to its surroundings. It can determine dominance and perspective. Draw closer objects larger and farther objects smaller. A good example is to place two apples on a table in front of you. Move one away from you and watch how it appears to shrink. This is **size** in action!


Tracy Stiffler, Professional Artist, WXXI T.V. 21/Rochester, NY



The key word symbol for size is

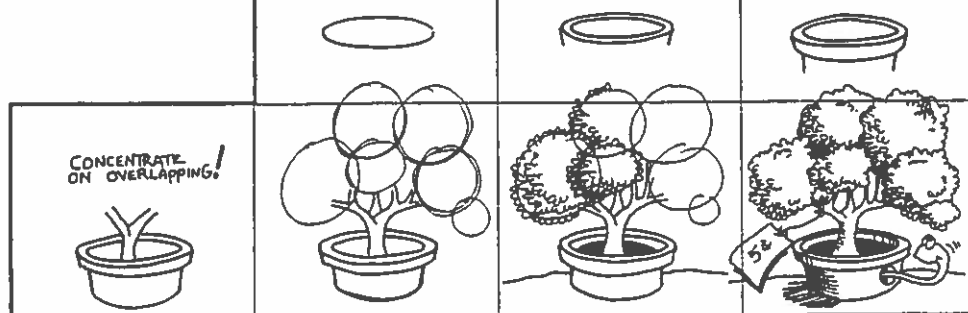
Art Attack: Drawing #103

King Draw Squid's Throne



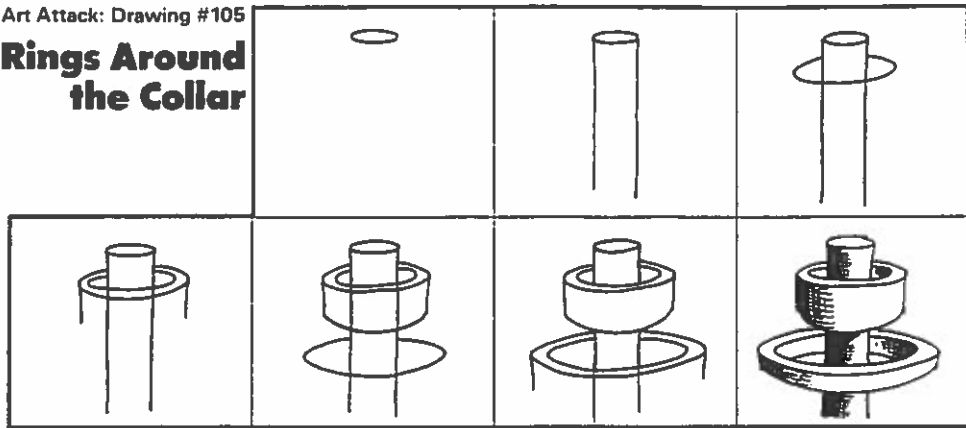
Art Attack: Drawing #104

A Tree on Sale



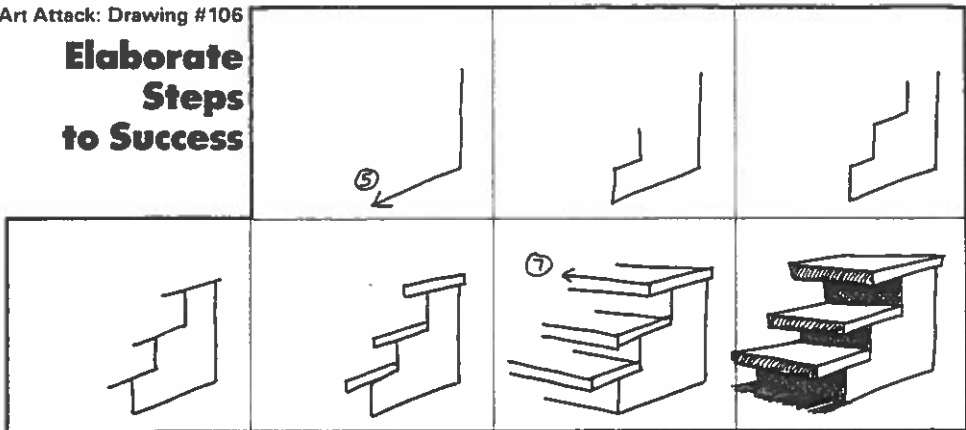
Art Attack: Drawing #105

Rings Around the Collar



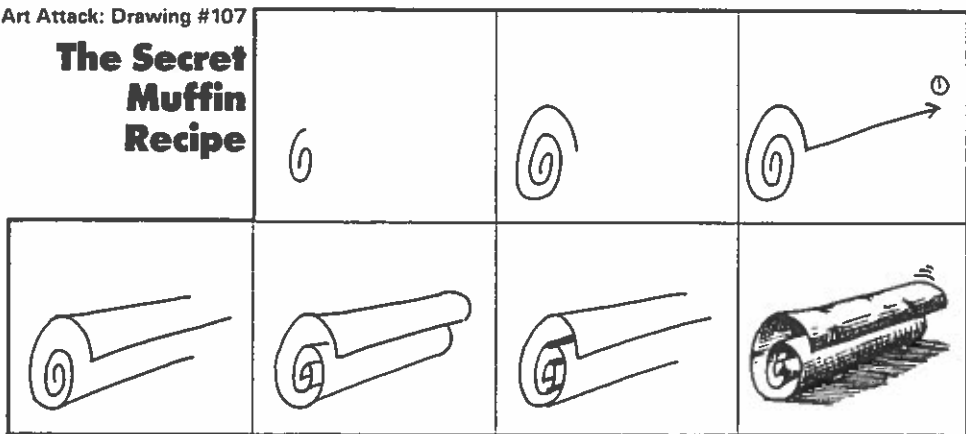
Art Attack: Drawing #106

Elaborate Steps to Success



Art Attack: Drawing #107

The Secret Muffin Recipe



Art Attack: Drawing #108

Melissa's Cute Bunny Needs Braces

