


LESSON 11

Warm-up

Fantastic! You've learned all of the Ten Key Words. List each of them on a page in your sketchbook. Over the next ten lessons I will be introducing a simple memory symbol for each of the key words. Once you learn all ten, you can look at any drawing and visually label where the artist is using the Ten Key Words to create three-dimensional illusions. Look below where **foreshortening** and **surface** are being used correctly.

The first symbol is  for **foreshortening**

The second is  for **surface**.


Key Drawing Word: Intermediate Foreshortening

My goal for this book is to establish the Ten Key Words of Drawing as permanent words in your thinking vocabulary. I gave you the best definitions I could come up with after eight years of teaching. Now, let's try an exciting experiment. Let's see how creatively different leading art educators from around the world define these same words.

As I called these friends, I was impressed at how willing they were to help me teach you how to draw better. An interesting thing happened as I was gathering these definitions: a few new words were introduced to me as drawing "keys." I've included these in the following definitions. How exciting! We get to learn from the best art educators in the world!

FORESHORTENING: I teach my students that **foreshortening** ties two other Key Words together for a successful 3-D illusion. Those two are **surface** and **size**. Look at the table in front of you, the top surface is distorted because the near edge is lower and larger, creating a **foreshortened** shape.

Mike Schmid, Art Teacher, Haverhill Elementary School/Fort Wayne, IN

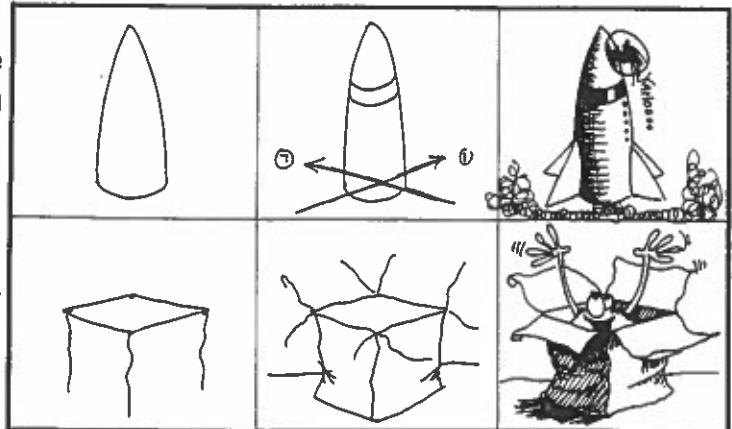


Art Attack: Drawing #61

Attitude Launch

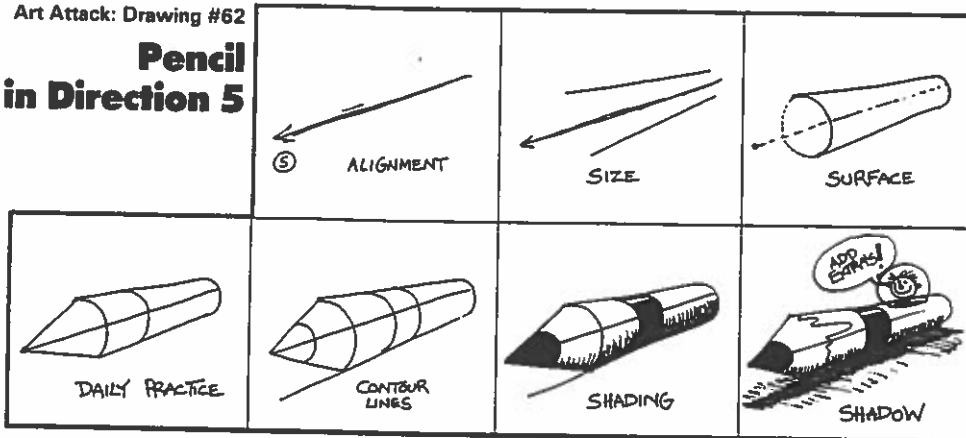
Art Attack: Bonus Drawing

Mr. Marshmallow



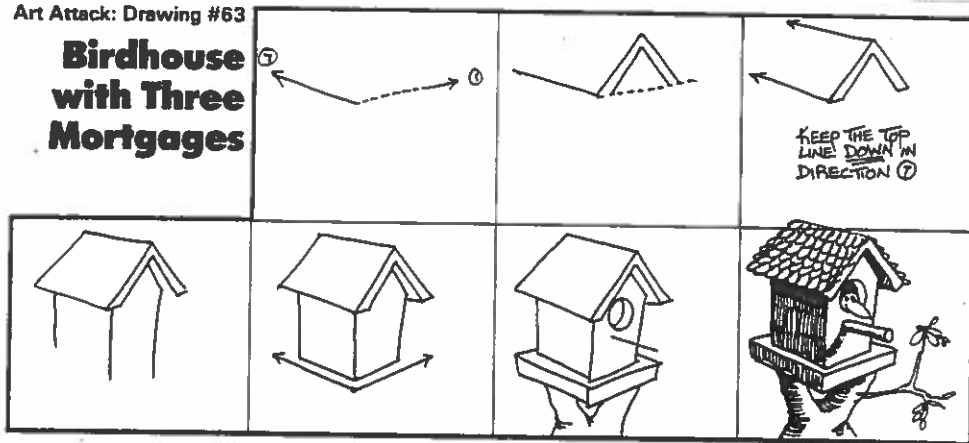
Art Attack: Drawing #62

Pencil in Direction 5



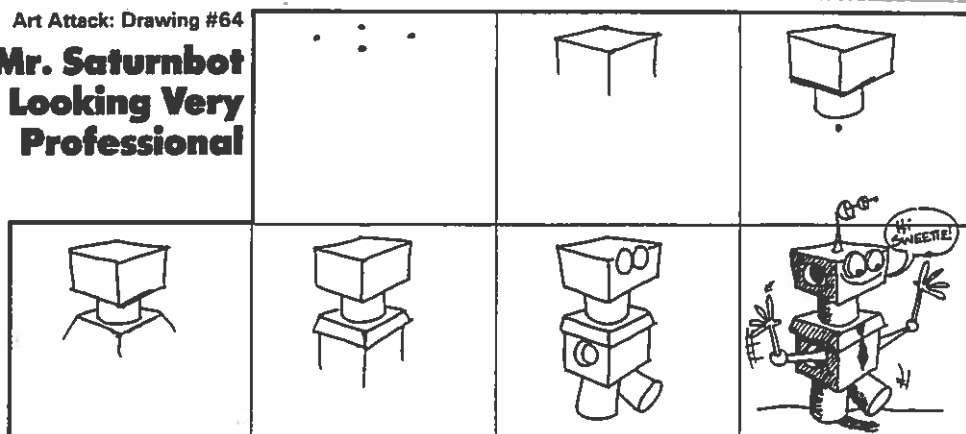
Art Attack: Drawing #63

Birdhouse with Three Mortgages



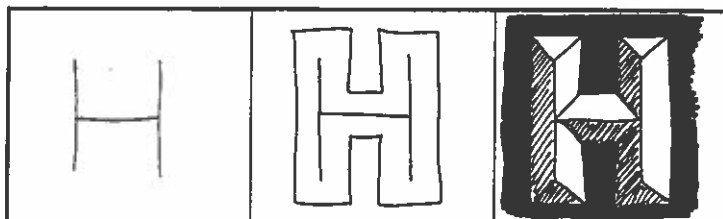
Art Attack: Drawing #64

Mr. Saturnbot Looking Very Professional



Art Attack: Drawing #65

Moonbot's Middle Initial in 3-D



Art Attack: Drawing #66

Saturnbot's Contact Lens in Direction 3

