



LESSON 6

Warm-up

Wow, Lesson 6... Good job! You've made it half way to fully understanding the Ten Key Words of Drawing. The "drawing bug" should be setting in right about now. I always carry a pocket-sized sketchbook around in my coat, not just for the important "to do" lists but to accommodate my "art attacks"—those moments when I just have to draw. Do you get frustrated when you have to wait in line? A ten-minute wait? Consider it a "three-sketch line." Waiting in class for the bell to ring? Turn that extra time into productive, creative sketching time! Carry a sketchbook with you everyday. You'll never feel like you're wasting time again.


Key Drawing Word: Contour Lines

Contour lines give round objects shape and volume. These lines also add character to your sketches... such as wrinkles to a shirt sleeve or fluffiness to a cloud. These lines are very cool to work with. You'll find that once you start applying **contour** lines, you'll never stop. Take a look at the effect it has on these objects.




Art Attack: Drawing #31

The Uni-Ted




Art Attack: Drawing #32

Uni-Ted's Favorite Chair




Art Attack: Drawing #33

Food For That Cute Furry Beast



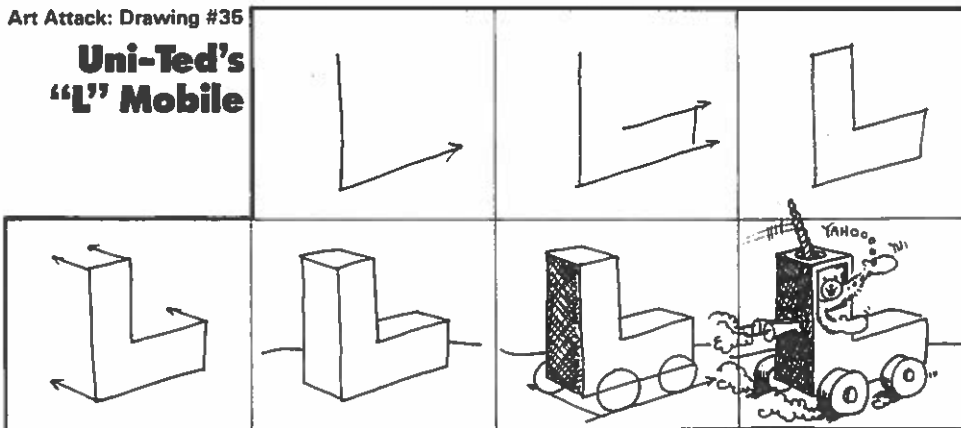
Art Attack: Drawing #34

Uni-Ted in a Water Bucket



Art Attack: Drawing #35

Uni-Ted's "L" Mobile



Art Attack: Drawing #36

Uni-Ted's Illustrious Home

