



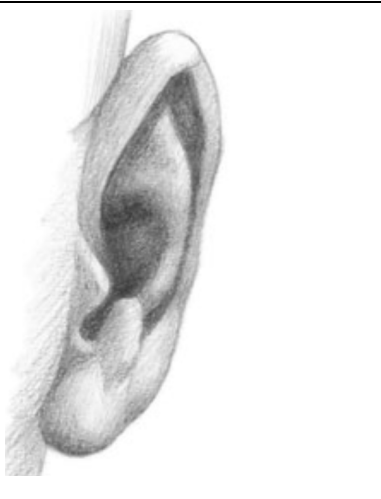


EARS TUTORIAL

Class Period _____

Name _____

DIRECTIONS: Follow the steps to draw the ear. Draw the image shown in the box below it. If you cannot print this out, draw each of the five steps on a piece of paper. Use a pencil, preferable, but a pen would also work.

Step 1	Step 2	Step 3	Step 4	Step 5
				
Draw the ABOVE image here	Draw the ABOVE image here	Draw the ABOVE image here	Draw the ABOVE image here	Draw the ABOVE image here